



Photocell and Flasher Unit for LED Obstruction Lights

CEL-PCFL-230-TB - 230VAC Operating Voltage

Key features

- Extremely reliable
- Very low power consumption
- Optimised for LED Obstacle lights
- Overvoltage protection

Electrical characteristics

- Switching current max. 1A
- Current consumption <0.5W
- Operating voltage range 200 to 250VAC
- Terminals for 2.5mm² wires

Photocell characteristics

- Turn on delay 1s
- Turn off delay 200s
- User selectable photocell sensitivity (bold = factory default)
OFF/200 lux / 400 lux / 800 lux

Flash Controller Characteristics

- User selectable flashing rate (bold = factory default)
Steady burning / 20fpm / 40fpm / 60fpm
- 250ms flash duration

Other

- Overvoltage protection
- Operating temperature range -55..+55 C
- Height 18mm, width 25mm, length 75mm
- 5 year warranty

Order Codes for AC PCFL products

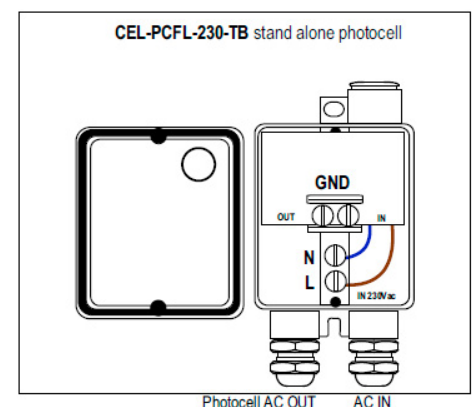
- 10cd ICAO Type A Light with Photocell: CEL-LI-10-DCW-PCFL
- 32cd ICAO Type B / FAA L-810 Light with photocell: CEL-LI-32-DCW-PCFL
- Photocell circuit board only: CEL-PCFL-DC1-B
- Stand alone photocell: CEL-PCFL-DC1-TB

One photocell can drive several light units

Made In EU



CEL-PCFL-230-



T: +44 (0)20 8540 1034
F: +44 (0)20 8543 3058
E: info@contarnex.com

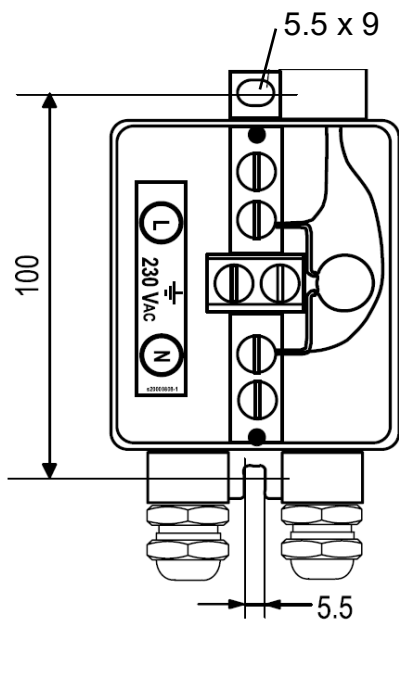
Contarnex Europe Limited
252 Martin Way,
Morden, Surrey SM4 4AW
United Kingdom



Photocell and Flasher Unit for LED Obstruction Lights

CEL-PCFL-230-TB - 230VAC Operating Voltage

Fixing Dimensions

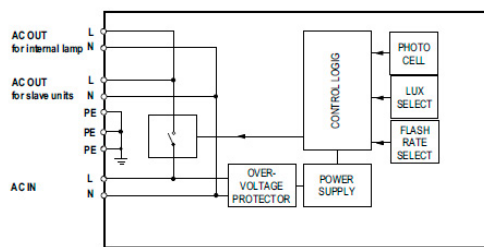


Block Diagram

PCFL DIP switches

DIP1	DIP2	PHOTOCELL	1.	OFF	ON	DIP3	DIP4	FLASH RATE
OFF	OFF	OFF (light always ON)	1.	<input type="checkbox"/>	<input type="checkbox"/>	OFF	OFF	STEADY BURNING
ON	OFF	200 lux	2.	<input type="checkbox"/>	<input type="checkbox"/>	ON	OFF	20 fpm
OFF	ON	400 lux	3.	<input type="checkbox"/>	<input type="checkbox"/>	OFF	ON	40 fpm
ON	ON	800 lux	4.	<input type="checkbox"/>	<input type="checkbox"/>	ON	ON	60 fpm

Default DIP settings:
800 lux, steady burning



PCFL block diagram

