

**Medium-intensity, ICAO Type C, B / FAA L-864, L-885 obstacle light,
48 V_{DC} operating voltage**

Key features

- Based on LED-technology
- 2000 cd steady burning red light
- 2000 cd flashing with CSW flash controller unit
- Extremely reliable - long lifetime
- Very low power consumption
- 48 V DC nominal operating voltage
- Stabilised light output
- Lightweight and small – low wind load factor
- Easy to install
- No RF-radiations

Benefits

- Long maintenance intervals
- Low energy cost
- Supply voltage variations do not affect light output
- Very low total lifetime costs
- Low wind load
- Comes with five (5) year warranty

Specifications met

- ICAO International Standards and Recommended Practices: Aerodromes - Annex 14 Volume 1, 3rd Edition, July 1999, Chapter 6: Medium-intensity, Type C Fixed Obstacle Light
- FAA Advisory Circular 150/5345-43E 10/19/95: L-864 and L-885 light unit

Optical characteristics

- Intensity better than 2000 cd
- Colour aviation red
- Horizontal radiation pattern 360°
- Vertical radiation pattern 3°
- LED supply current stabilised by constant current generator
- 10 year continuous operating time
- Light output degradation less than 30% after 100.000 h of operation

Electrical characteristics

- LEDs in separate groups
- Nominal operating voltage 48 V DC
- Power consumption less than 35 W
- Constant current <0.75 A @ 48 V DC
- Operating voltage range 47 to 59 V DC
- Three-stage over-voltage protection

Mechanical characteristics

- Anodised aluminium body
- Glass cover
- Terminal box for 1,5 - 6 mm² wires
- Degree of protection IP67
- Operating temperature range -55°C to +55°C
- Height 300 mm, diameter 200 mm,
- Mounting set for 35 to 100 mm pipes and terminal box included
- Light unit weight 6 kg, Mounting set weight 4 kg
- Wind load with mounting kit @ 200 km/h less than 500 N

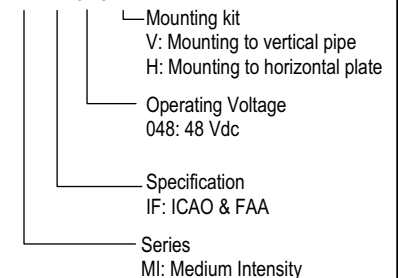



CEL - MI-IF-048 without mounting set

Options

- CSW-48-x-F: Flash controller
- CSW-48-x-F-GPS: Flash controller with global flash synchronisation by GPS-UTC time
- 90-230 V AC 1N / 48 V DC power supply systems
- 300-400 V AC 3N / 48 V DC power supply systems
- Battery back-up system
- Solar operated power supply system (SPOL)
- Mounting kits


Order code: CEL - MI-IF-048-X





OPERATING VOLTAGE

48 V DC



CAUTION ! LED RADIATION

DO NOT STARE INTO LED BEAM OR VIEW DIRECTLY WITH OPTICAL INSTRUMENTS.

CLASS 2A LED PRODUCT

Made in the EU

Technical information in this document is subject to change without notice. Copyright © CEL 2006

**Medium-intensity, ICAO Type C, B / FAA L-864, L-885 obstacle light,
48 V_{DC} operating voltage**

CEL - MI-IF-48 is an obstacle light utilising LED technology. The cabling and installation principles are similar to those of conventional obstacle lights, the only exception being the correct polarity required by DC feed.

Terminal box includes screw terminals and overvoltage protectors.

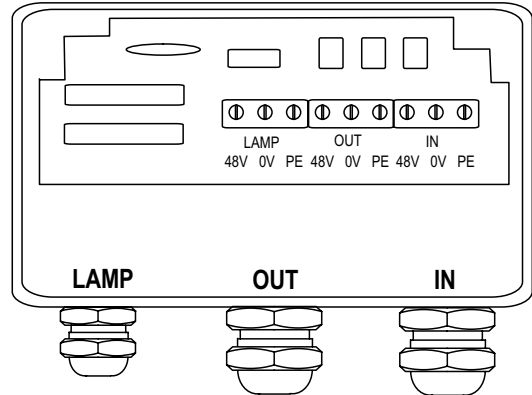
The polarity is:

- Blue -
- Black +
- Yellow-Green PE

All connection alternatives can be protected with a 6 A or 10 A fuse or with a circuit breaker (C curve).

Installation specifications

- Cable gland: M25
- Cable diameter: 11...17 mm
- Wire diameter: max. 6 mm²
- Recommended cable: 2x1.5+1.5 or 2x2.5+2.5 mm²

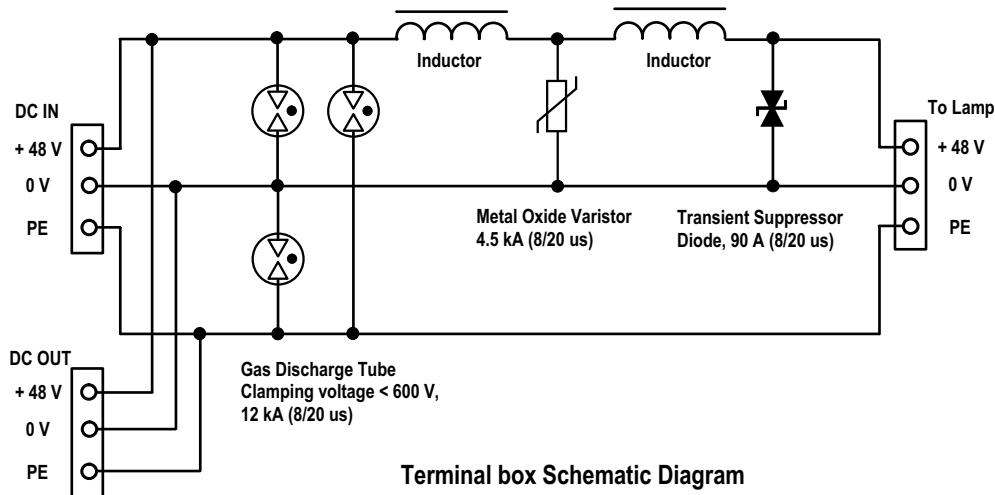


Cable Gland
M20 for 8-13 mm
cable

Cable Gland
M25 for 11-17 mm
cable

Cable Gland
M25 for 11-17 mm
cable

CEL - MI-IF-048-X terminal box



Terminal box Schematic Diagram

OPERATING VOLTAGE

48 V DC

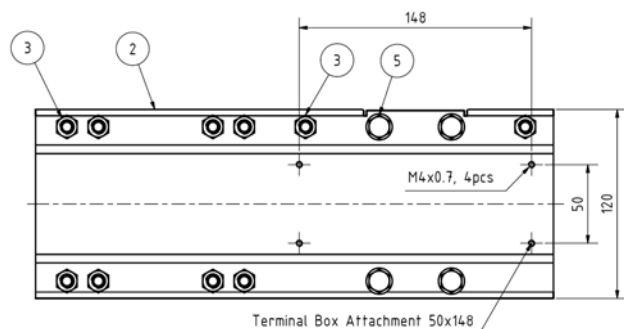
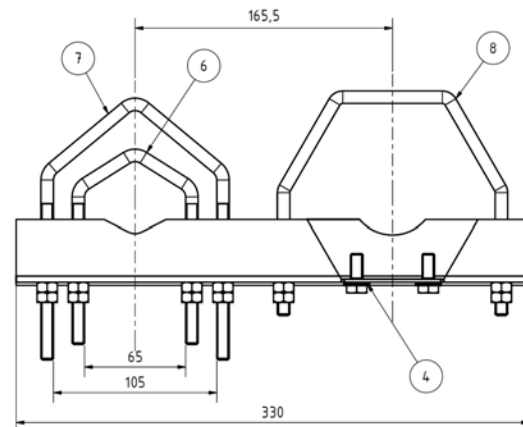
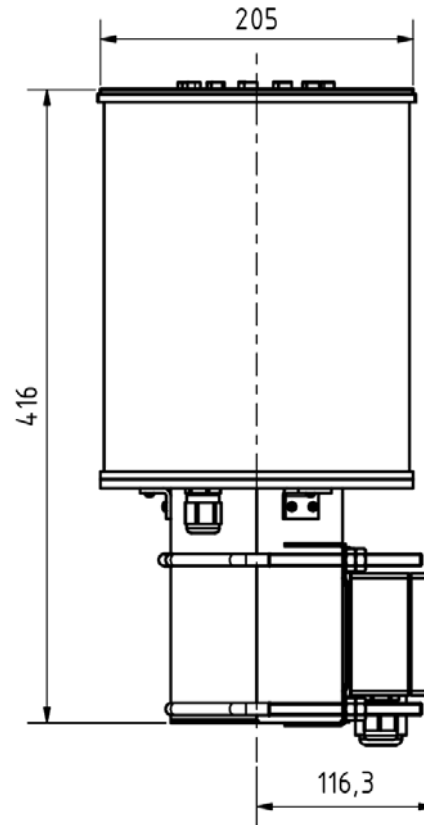
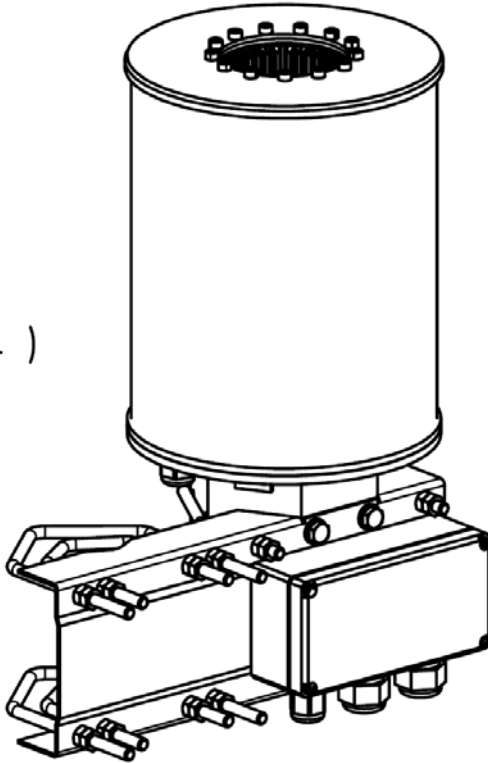
CAUTION ! LED RADIATION

DO NOT STARE INTO LED BEAM OR VIEW
DIRECTLY WITH OPTICAL INSTRUMENTS.
CLASS 2A LED PRODUCT

CEL - MI-IF-xxx-V

Light unit with -V mounting set. Mounting to Vertical pipe

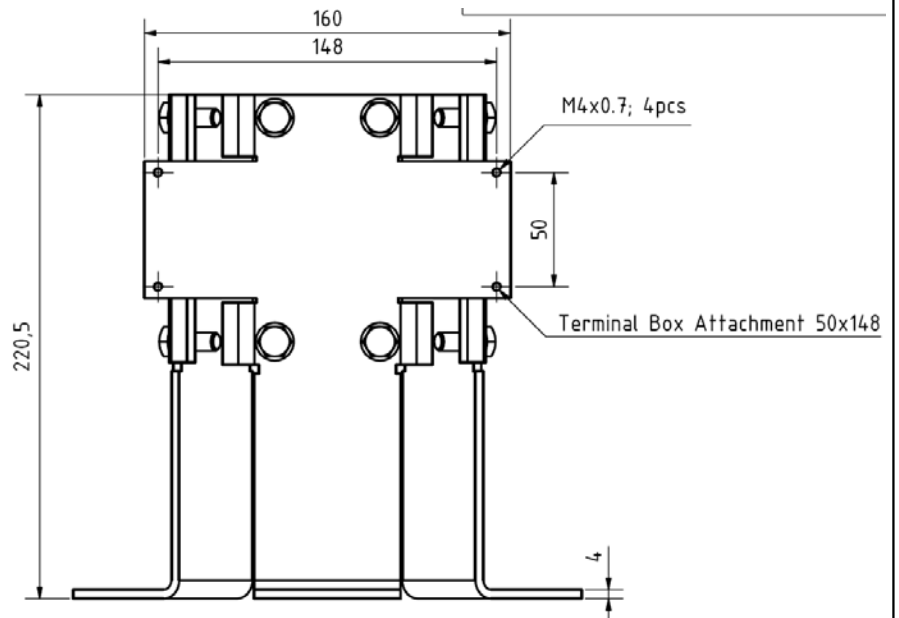
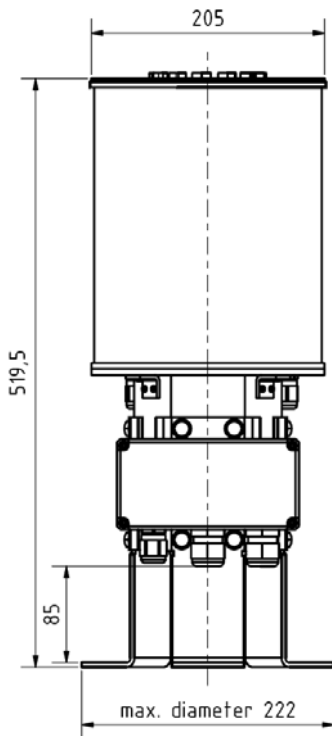
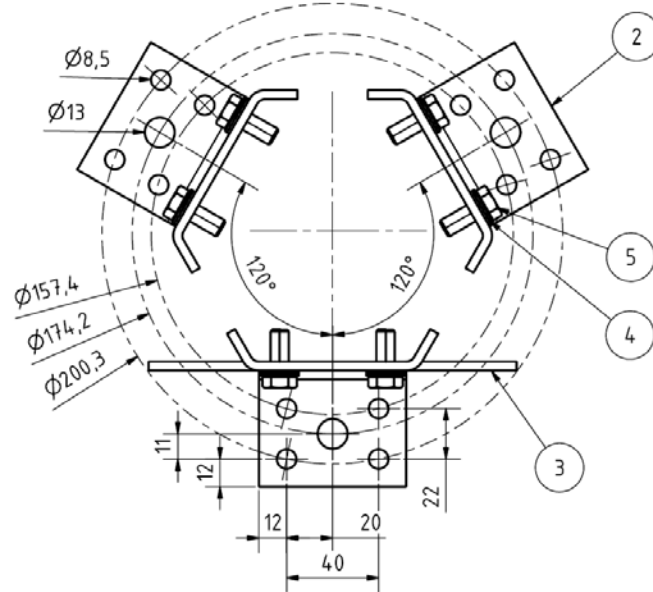
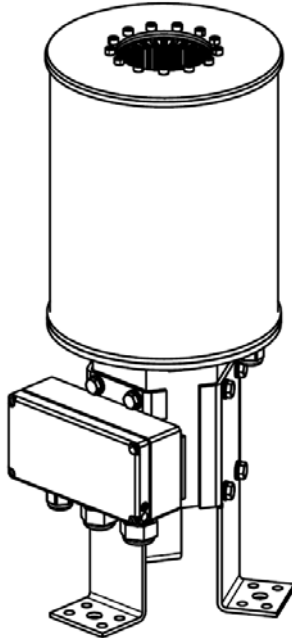
4)



Technical information in this document is subject to change without notice. Copyright © CEL 2006

CEL - MI-IF-xxx-H

Light unit with -H mounting set. Mounting to Horizontal plate by L-shape brackets



Technical information in this document is subject to change without notice. Copyright © CEL 2006