

Portable 12 V DC ICAO Low-intensity, Type A Obstacle Light and FAA Type L-461T Taxiway Edge Light



Key features

- Extremely reliable
- Very low power consumption
- 10 cd red and 2 cd blue steady burning lights
- Very long battery life time
- Stabilised light output
- Photozell control
- Lightweight and small
- External power supply- and chaining connectors as option
- Extremely reliable
- 100° / 200° / 360° operating modes
- Microprocessor control

Benefits

- Very long maintenance intervals
- Low battery costs
- Easy to handle

RED Specifications met

- ICAO Annex 14 Volume 1. 4rd edition July 2004 Table 6-3, Low-intensity, Type A (fixed obstacle) obstacle light
- ICAO Annex 14 Volume 1. second edition July 1995 chapter 7, unserviceability lights.

RED-Photometric characteristics

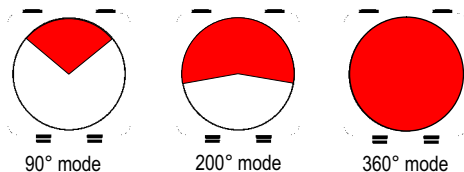
- Intensity >10 cd (14 cd typical)
- Colour aviation red
- Horizontal radiation pattern 100°, 200° or 360°
- Vertical radiation pattern +37°, -7°, aiming angle +14°
- Current for the LEDs is stabilised by constant current generator
- Expected lifetime without light output falling below 10 cd >100 000 h

Photocell characteristics

- High Accuracy
- User selectable switching threshold 150 lux / 400 lux / always on
- Turn on delay 3s
- Turn off delay 300s
- Power consumption <0,05 W

RED-Electrical characteristics

- Optimised for Air-Alkaline battery
- Nominal operating voltage 12 V DC
- Power consumption <1 W / < 2W / < 3W (100°/200°/360° mode)
- Operating voltage range 7.5...18 V DC
- Continuous operating time max. 1000 / 500 / 250 h (100° / 200° / 360° mode)



90° mode

200° mode

360° mode

BLUE Specifications met

- ICAO Annex 14 Volume 1. second edition July 1995 chapter 5.3.17, taxiway edge lights.
- FAA AC 150/5345-46B, L-461T taxiway edge.

BLUE-Optical characteristics

- Two intensity steps: Full >2 cd (3 cd typical) and half 1.5 cd typical
- Colour aviation blue
- Horizontal radiation pattern 100°, 200° or 360°
- Vertical radiation pattern +37°, -7°, aiming angle +14°
- Current for the LEDs is stabilised by constant current generator
- Expected lifetime without light output falling below 2 cd >100 000 h

BLUE-Electrical characteristics

- Optimised for Air-Alkaline battery
- Nominal operating voltage 12 V DC
- Power consumption <0.3 / <0,6 / <0.9 W (100° / 200° / 360° mode)
- Operating voltage range 7.5..18 V DC
- Operating time max 2000 / 1000 / 500 h (100° / 200° / 360° mode). Half intensity doubles operating times.

Other

- Corrosion and oxidation free materials
- Uncoloured PC cover
- Yellow shock resistant PC enclosure
- Yellow reflective tapes on each side
- Degree of protection: IP 45
- Operating temperature range: -55..+55 °C
- Dimensions (LxWxH):185 mm x 175 mm x 135 mm
- Weight with 4 pcs Air alkaline battery: 4 kg
- 5 year warranty

Standard Batteries

- Self -regenerating AIR-ALKALINE batteries (not rechargeable)
- Environmental friendly, no toxic material
- Spring Connector type.
- Dimensions 67 x 67 x 98/108 (L x W x H)
- Nominal voltage 6 V
- Capacity 50 Ah
- Battery configuration: 4 batteries (total 12 V 100 Ah)

Ordering Code: CEL-10-12-P-RB

Options:

- External Power Supply / Charging and Chaining Connectors
- FAA L-810 -type (32.5 cd) Obstacle Light
- 5 Ah rechargeable Lead Acid batteries
- Radio Remote Control
- Other light Colors: Eg. Green, Yellow, White, Orange

Technical information in this document is subject to change without notice. Copyright © CEL 2006

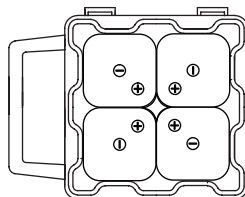
Portable 12 V DC ICAO Low-intensity, Type A Obstacle Light and FAA Type L-461T Taxiway Edge Light



CEL-10-12-P-RB

OVERVIEW

CEL-10-12-P-RB is a portable, battery-operated red/blue light. The light has been designed for outdoor use and has an enclosure made of shockproof polycarbonate. It does not require any maintenance other than cleaning and changing the batteries when required. The operating time of the batteries depends on the operating mode selected this varies between 4 to 8 weeks.



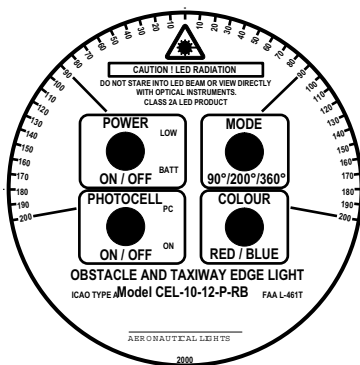
Full capacity:
Four-battery configuration

INSTALLING BATTERIES

CEL-10-12-P-RB has been optimised for the use of Air-Alkaline batteries with a nominal operating voltage of 6 V, 50 Ah. The batteries are installed as shown below.

After the batteries have been inserted and the cover closed, the following default settings are active:

POWER	ON
MODE	90°
PHOTOCELL	OFF
COLOUR	RED



CEL-10-12-P-RB Light Control Panel

The settings can be easily changed from the control panel on the cover of the light. When the light is switched off, the currently active settings are stored into the light's memory. When the cover is opened again, the default settings are restored.

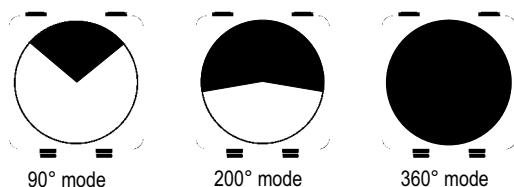
CONTROL PANEL SWITCHES

1. POWER ON / OFF

When switched OFF, the current consumption of the light is only 0.4 mA (3.4 Ah / year), which enables the lights to be stored with the batteries installed. The red LOW BATT indicator light starts flashing when the battery voltage decreases below 7.8 V. A voltage level that low also means that the light output level starts decreasing.

2. MODE 90° / 200° / 360°

For selecting the horizontal radiation pattern. For example, when marking runway ends at airports, narrow radiation patterns can be selected and, consequently, the light's operating time extended.



Technical information in this document is subject to change without notice. Copyright © CEL 2006

Portable 12 V DC ICAO Low-intensity, Type A Obstacle Light and FAA Type L-461T Taxiway Edge Light

3. COLOUR RED / BLUE

For selecting the colour of the light.

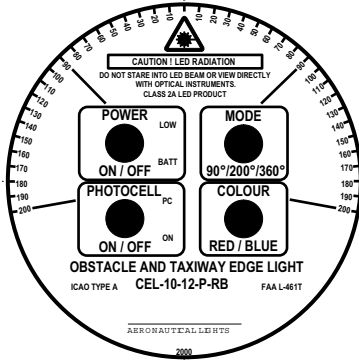
Red light. Obstacle or unserviceable area

By default the red light is set to steady burning mode, but if you require flash, use the dil switch on the inside of the cover to change the mode. When the flash mode is selected, the light flashes 40 times / minute, duration of each flash being 100 ms, thus extending battery life.

Note, however, the flash option has not been specified by ICAO.

Blue light. Taxiway edge

By default the intensity of the blue light is set to 3.0 cd. If you want to extend the operating time of the light or weather conditions require lower intensity, you can decrease it to 1.5 cd. This is done with the dil switch on the inside of the cover.



CEL-10-12-P-RB Light Control Panel

4. PHOTOCELL ON / OFF

For selecting the use of day-and-night switch. A yellow flashing indicator light shows when the photocell is in use. The default threshold value of the photocell is 150 lux. The settings of the photocell can be changed using the dil switches on the inside of the cover, see the figure below. At dusk, the light turns on after 5 seconds delay and at the dawn, turns off after 3 minutes delay. The current consumption with photocell activated and light turned off is 4 mA.

DIL SWITCHES

For changing the default parameters of photocell and red/blue light. Selecting 'Test on' changes the turn off delay from default value (3 minutes) to 5 seconds.

OPERATING TIMES

Continuous operating times when using 4 x 50 Ah batteries in different modes:

Light	Mode 90°	200°	360°
Red steady	58 days	26 days	16 days
Red flash	580 days	260 days	160 days
Blue light 3.0 cd	67 days	38 days	19 days
Blue light 1.5 cd	160 days	80 days	40 days

Operating times with a photocell (12 h ON / 12 h OFF) and using 4 x 50 Ah batteries.

Light	Mode 90°	200°	360°
Red steady	116 days	52 days	32 days
Red flash	1160 days	520 days	320 days
Blue light 3.0 cd	134 days	76 days	38 days
Blue light 1.5 cd	320 days	160 days	80 days

Default settings	
150 Lux	<input type="checkbox"/>
Red steady	<input type="checkbox"/>
Test on	<input type="checkbox"/>
Blue 3.0 cd	<input type="checkbox"/>
400 Lux	<input type="checkbox"/>
Red flash	<input type="checkbox"/>
Test off	<input type="checkbox"/>
Blue 1.5 cd	<input type="checkbox"/>