

230 V AC / 48 V, 1.8 A DC Power Supply and Photocell & Flash Controller for Obstacle lights
Key features

- Extremely reliable - long lifetime
- Optimised for LED-obstacle lights
- 230 V AC input voltage / 48 V DC output voltage
- Degree of protection IP67
- Die cast aluminium enclosure
- Easy to install
- No RF-radiations

Electrical characteristics

- 230 V AC 50 Hz input voltage
- Power consumption max 90 VA
- Output voltage 48 V DC
- Maximum output current 1.8 A

Mechanical characteristics

- Yellow powder painted die cast aluminium body
- Degree of protection IP67
- Operating temperature range -55°C to +55°C
- Height 348 mm, width 205 mm, depth 115 mm
- Weight 4 kg

PCFL Photocell & Flash Controller

- Extremely reliable
- Very low power consumption
- Optimised for LED Obstacle lights
- Overvoltage protection

Electrical characteristics

- Switching current max. 8 A
- Current consumption (<4 mA @ 48 V)

Photocell characteristics

- Turn on delay 1 s
- Turn off delay 200 s
- User selectable photocell sensitivity (bold = factory default)
OFF/200 lux / 400 lux / **800 lux**

Flash controller characteristics

- User selectable flashing rate (bold = factory default)
Steady burning / 20 fpm / 40 fpm / 60 fpm
- 250 ms flash duration

Order Code: CEL-PS-48-01A8-PCFL
Warranty: 5 year

Made in EU



CEL-PS-48-01A8-PCFL
Power Supply with Photocell & Flash Controller

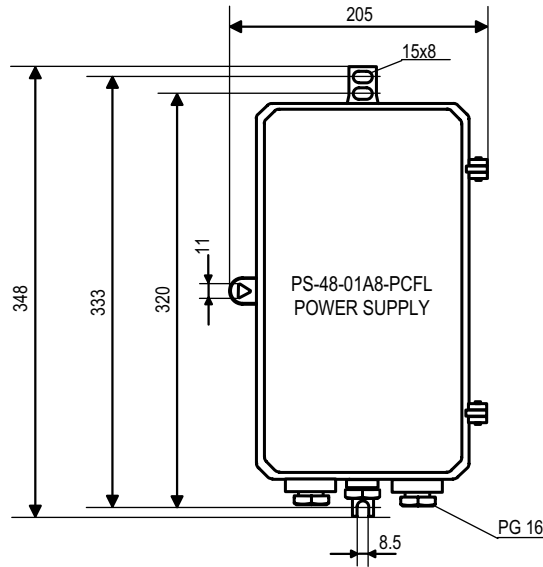
	OFF	ON
1.	<input type="checkbox"/>	<input type="checkbox"/>
2.	<input type="checkbox"/>	<input type="checkbox"/>
3.	<input type="checkbox"/>	<input type="checkbox"/>
4.	<input type="checkbox"/>	<input type="checkbox"/>

Default DIP settings: 800 lux, steady burning
PCFL DIP switch settings:

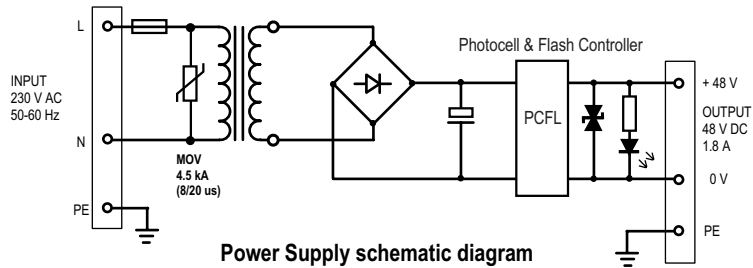
DIP1	DIP2	PHOTOCELL SENSITIVITY
OFF	OFF	OFF (light always ON)
ON	OFF	200 lux
OFF	ON	400 lux
ON	ON	800 lux

DIP3	DIP4	FLASH RATE
OFF	OFF	STEADY BURNING
ON	OFF	20 fpm
OFF	ON	40 fpm
ON	ON	60 fpm

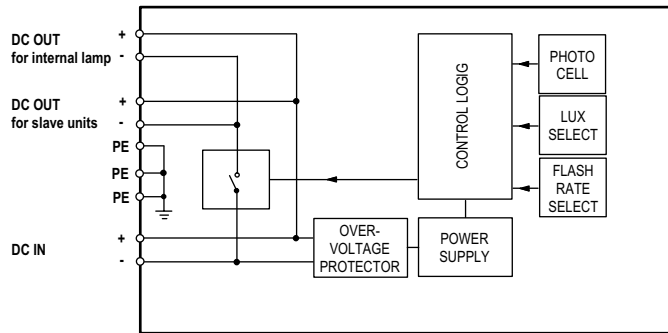
230 V AC / 48 V, 1.8 A DC Power Supply and Photocell & Flash Controller for Obstacle lights



Mechanical dimensions



Power Supply schematic diagram



PCFL block diagram

Technical information in this document is subject to change without notice. Copyright © CEL 2006